



van der hoeven plastics b.v.



PE / PP Klemfittingen Water & Gas

PLASSON RECHTE KOPPELING 7010



<u>art.nr.</u>	<u>diameter</u>
800000	16 mm
800010	20 mm
800020	25 mm
800030	32 mm
800040	40 mm
800050	50 mm
800060	63 mm
800070	75 mm
800080	90 mm
800090	110 mm
800100	125 mm

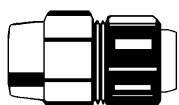
PLASSON OVERGANGSKOPPELING 7020 bu.dr.



<u>art.nr.</u>	<u>diameter</u>
800200	16 mm x 3/8"
800210	16 mm x 1/2"
800220	16 mm x 3/4"
800230	20 mm x 1/2"
800240	20 mm x 3/4"
800250	20 mm x 1"
800255	25 mm x 1/2"
800260	25 mm x 3/4"
800270	25 mm x 1"
800280	32 mm x 3/4"
800290	32 mm x 1"
800300	32 mm x 1.1/4"
800304	32 mm x 1.1/2"
800307	40 mm x 1"
800310	40 mm x 1.1/4"
800320	40 mm x 1.1/2"
800330	40 mm x 2"
800335	50 mm x 1.1/4"
800340	50 mm x 1.1/2"
800350	50 mm x 2"
800355	63 mm x 1.1/4"
800360	63 mm x 1.1/2"
800370	63 mm x 2"
800375	63 mm x 2.1/2"
800380	75 mm x 2"
800390	75 mm x 2.1/2"
800400	75 mm x 3"
800410	90 mm x 2"
800415	90 mm x 2.1/2"
800420	90 mm x 3"
800430	110 mm x 2"
800440	110 mm x 3"
800450	110 mm x 4"

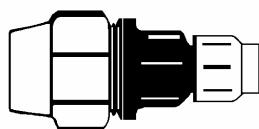
PLASSON OVERGANGSKOPPELING 7030 bi.dr.

<u>art.nr.</u>	<u>diameter</u>
800550	16 mm x 1/2"
800560	16 mm x 3/4"
800570	20 mm x 1/2"
800580	20 mm x 3/4"
800590	20 mm x 1"
800600	25 mm x 3/4"
800610	25 mm x 1"
800615	32 mm x 3/4"
800620	32 mm x 1"
800630	32 mm x 1.1/4"
800640	40 mm x 1"
800650	40 mm x 1.1/4"
800660	40 mm x 1.1/2"
800665	50 mm x 1.1/4"
800670	50 mm x 1.1/2"
800680	50 mm x 2"
800690	63 mm x 2"
800700	75 mm x 2"
800710	75 mm x 2.1/2"
800720	90 mm x 2"
800730	90 mm x 3"
800740	90 mm x 4"
800750	110 mm x 3"
800760	110 mm x 4"

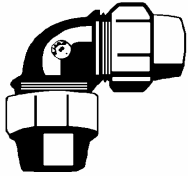


PLASSON VERLOOPKOPPELING 7110

<u>art.nr.</u>	<u>diameter</u>
800900	20 x 16 mm
800910	25 x 16 mm
800920	25 x 20 mm
800930	32 x 20 mm
800940	32 x 25 mm
800950	40 x 25 mm
800960	40 x 32 mm
800970	50 x 25 mm
800980	50 x 32 mm
800990	50 x 40 mm
801000	63 x 32 mm
801010	63 x 40 mm
801020	63 x 50 mm
801030	75 x 50 mm
801040	75 x 63 mm
801050	90 x 63 mm
801060	90 x 75 mm
801070	110 x 90 mm




PLASSON KNIE 7050



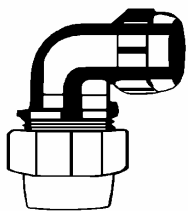
<u>art.nr.</u>	<u>diameter</u>
801400	16 mm
801410	20 mm
801420	25 mm
801430	32 mm
801440	40 mm
801450	50 mm
801460	63 mm
801470	75 mm
801480	90 mm
801490	110 mm

PLASSON KNIE 45° 7460




<u>art.nr.</u>	<u>diameter</u>
801504	40 mm
801505	50 mm
801510	63 mm
801520	75 mm
801530	90 mm
801540	110 mm

PLASSON KNIE 7150 bi.dr.



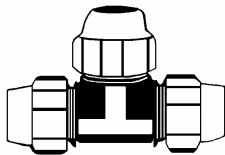
<u>art.nr.</u>	<u>diameter</u>
801550	16 mm x 1/2"
801570	20 mm x 1/2"
801560	20 mm x 3/4"
801580	25 mm x 3/4"
801590	25 mm x 1"
801595	32 mm x 3/4"
801600	32 mm x 1"
801610	32 mm x 1.1/4"
801620	40 mm x 1.1/4"
801630	40 mm x 1.1/2"
801640	40 mm x 2"
801650	50 mm x 1.1/2"
801660	50 mm x 2"
801670	63 mm x 2"
801680	75 mm x 2"
801690	75 mm x 2.1/2"

PLASSON KNIE 7850 bu.dr.



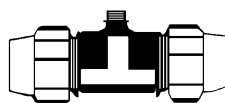
<u>art.nr.</u>	<u>diameter</u>
801750	20 mm x 1/2"
801760	20 mm x 3/4"
801765	25 mm x 1/2"
801770	25 mm x 3/4"
801780	32 mm x 1"
801790	40 mm x 1.1/4"
801793	40 mm x 1.1/2"
801796	50 mm x 1.1/4"
801800	50 mm x 1.1/2"
801810	63 mm x 2"
801813	75 mm x 2.1/2"
801820	90 mm x 3"
801830	110 mm x 4"

PLASSON T-STUK 7040



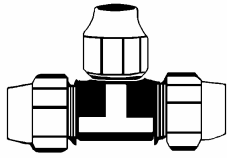
<u>art.nr.</u>	<u>diameter</u>
802000	16 mm
802010	20 mm
802020	25 mm
802030	32 mm
802040	40 mm
802050	50 mm
802060	63 mm
802070	75 mm
802080	90 mm
802090	110 mm

PLASSON T-STUK 7840 bu.dr.




<u>art.nr.</u>	<u>diameter</u>
802150	20 mm x 1/2" x 20 mm
802153	20 mm x 3/4" x 20 mm
802156	25 mm x 1/2" x 25 mm
802160	25 mm x 3/4" x 25 mm
802170	32 mm x 1" x 32 mm
802180	40 mm x 1.1/4" x 40 mm
802190	40 mm x 1.1/2" x 40 mm
802200	50 mm x 1.1/2" x 50 mm
802210	63 mm x 2" x 63 mm

PLASSON VERLOOP T-STUK 7340



<u>art.nr.</u>	<u>diameter</u>
802290	20 x 16 x 20 mm
802300	25 x 20 x 25 mm
802310	32 x 25 x 32 mm
802320	40 x 32 x 40 mm
802330	50 x 40 x 50 mm
802340	63 x 50 x 63 mm
802350	75 x 63 x 75 mm

PLASSON T-STUK 45° 7640



<u>art.nr.</u>	<u>diameter</u>
802400	63 mm
802410	75 mm
802415	90 mm
802420	110 mm

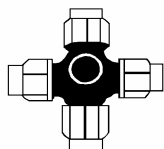
PLASSON T-STUK 7140 bi.dr.



<u>art.nr.</u>	<u>diameter</u>
803000	16 x 1/2" x 16 mm
803010	16 x 3/4" x 16 mm
803020	20 x 1/2" x 20 mm
803040	20 x 3/4" x 20 mm
803070	25 x 1/2" x 25 mm
803060	25 x 3/4" x 25 mm
803080	25 x 1" x 25 mm
803090	25 x 1.1/4" x 25 mm
803110	32 x 3/4" x 32 mm
803120	32 x 1" x 32 mm
803130	32 x 1.1/4" x 32 mm
803140	32 x 1.1/2" x 32 mm
803150	40 x 1" x 40 mm
803160	40 x 1.1/4" x 40 mm
803170	40 x 1.1/2" x 40 mm
803180	40 x 2" x 40 mm
803190	50 x 1.1/2" x 50 mm
803200	50 x 2" x 50 mm
803210	63 x 2" x 63 mm
803215	75 x 2" x 75 mm
803220	75 x 2.1/2" x 75 mm
803230	75 x 3" x 75 mm
803240	90 x 3" x 90 mm
803250	110 x 4" x 110 mm

PLASSON MUURPLAAT 7750

<u>art.nr.</u>	<u>diameter</u>
803630	16 mm x 1/2"
803640	20 mm x 1/2"
803650	25 mm x 3/4"




PLASSON KRUISSTUK 7540

<u>art.nr.</u>	<u>diameter</u>
803300	20 x 20 x 20 x 20 x 3/4"

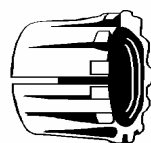
PLASSON Y-STUK 7550

<u>art.nr.</u>	<u>diameter</u>
803400	16 x 16 mm x 3/4"
803410	20 x 16 mm x 3/4"
803420	20 x 20 mm x 3/4"
803430	25 x 25 mm x 3/4"



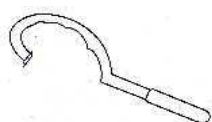
PLASSON SPLITRING 7003

<u>art.nr.</u>	<u>diameter</u>
803700	16 mm
803710	20 mm
803720	25 mm
803730	32 mm
803740	40 mm
803750	50 mm
803760	63 mm
803770	75 mm
803780	90 mm
803790	110 mm

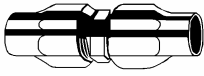


MONTAGESLEUTEL

<u>art.nr.</u>	<u>ten behoeve van diameter</u>
803990	40 - 75 mm
803995	63 - 125 mm

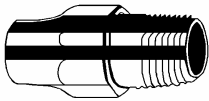


PLASSIM RECHTE KOPPELING pe x pe



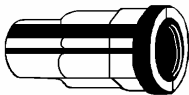
<u>art.nr.</u>	<u>diameter</u>
813000	16 x 16 mm
813010	20 x 20 mm
813020	25 x 25 mm
813030	32 x 32 mm

PLASSIM KOPPELING pe x bu.dr.



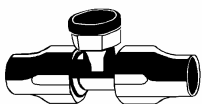
<u>art.nr.</u>	<u>diameter</u>
813100	16 mm x 1/2"
813110	16 mm x 3/4"
813120	20 mm x 3/4"
813130	25 mm x 3/4"
813140	25 mm x 1"

PLASSIM KOPPELING pe x bi.dr.



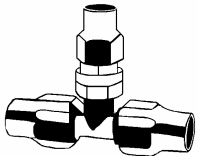
<u>art.nr.</u>	<u>diameter</u>
813250	16 mm x 3/4"
813260	20 mm x 3/4"
813270	25 mm x 3/4"

PLASSIM T-STUK pe x bi.dr. x pe



<u>art.nr.</u>	<u>diameter</u>
813400	16 x 3/4" x 16 mm
813410	20 x 3/4" x 20 mm
813420	25 x 3/4" x 25 mm

PLASSIM T-STUK pe x pe x pe



<u>art.nr.</u>	<u>diameter</u>
814500	16 x 16 x 16 mm
814510	20 x 20 x 20 mm
814520	25 x 25 x 25 mm

PLASSIM Y-STUK



<u>art.nr.</u>	<u>diameter</u>
814650	16 x 3/4" x 16 mm
814660	20 x 3/4" x 20 mm
814670	25 x 3/4" x 25 mm

ISIFLO RECHTE KOPPELING (*kiwa / Gastec QA-keur*)



<u>art.nr.</u>	<u>diameter</u>
860000	16 x 16 mm
860010	20 x 20 mm
860020	25 x 25 mm
860030	32 x 32 mm
860040	40 x 40 mm
860050	50 x 50 mm
860060	63 x 63 mm

ISIFLO OVERGANGSKOPPELING bu.dr. (*kiwa / Gastec QA-keur*)



<u>art.nr.</u>	<u>diameter</u>
860070	16 mm x 1/2"
860080	20 mm x 3/4"
860090	25 mm x 1"
860100	32 mm x 1.1/4"
860110	40 mm x 1.1/2"
860120	50 mm x 2"
860140	20 mm x 1/2"
860150	25 mm x 3/4"
860160	32 mm x 1"
860170	40 mm x 1.1/4"
860180	50 mm x 1.1/2"
860190	63 mm x 2"
860210	25 mm x 1/2"
860220	32 mm x 3/4"
860230	40 mm x 1"
860240	50 mm x 1"
860250	50 mm x 1.1/4"
860260	63 mm x 1.1/2"

ISIFLO OVERGANGSKOPPELING bi.dr. (*kiwa / Gastec QA-keur*)



<u>art.nr.</u>	<u>diameter</u>
860270	16 mm x 1/2"
860280	20 mm x 3/4"
860290	25 mm x 1"
860300	32 mm x 1.1/4"
860310	40 mm x 1.1/2"
860320	50 mm x 2"
860330	20 mm x 1/2"
860340	25 mm x 3/4"
860350	32 mm x 3/4"
860360	32 mm x 1"
860370	40 mm x 1"
860380	40 mm x 1.1/4"
860390	50 mm x 1.1/4"
860400	50 mm x 1.1/2"
860410	63 mm x 2"

ISIFLO KNEIKOPPELING (*kiwa / Gastec QA-keur*)



<u>art.nr.</u>	<u>diameter</u>
860430	20 x 20 mm
860440	25 x 25 mm
860450	32 x 32 mm
860460	40 x 40 mm
860470	50 x 50 mm
860480	63 x 63 mm

ISIFLO KNEIKOPPLING bu.dr. (*kiwa / Gastec QA-keur*)



<u>art.nr.</u>	<u>diameter</u>
860490	20 mm x 1/2"
860500	20 mm x 3/4"
860510	25 mm x 3/4"
860520	25 mm x 1"
860530	32 mm x 1"
860540	32 mm x 1.1/4"
860550	40 mm x 1.1/4"
860570	50 mm x 1.1/2"
860580	50 mm x 2"
860590	63 mm x 2"
860600	25 mm x 1/2"
860610	32 mm x 3/4"
860620	40 mm x 1"
860630	50 mm x 1.1/4"
860640	63 mm x 1.1/2"

ISIFLO KNEIKOPPELING bi.dr. (*kiwa / Gastec QA-keur*)



<u>art.nr.</u>	<u>diameter</u>
860650	20 mm x 1/2"
860660	25 mm x 3/4"
860670	32 mm x 1"
860680	40 mm x 1.1/4"
860690	50 mm x 1.1/2"
860700	63 mm x 2"

ISIFLO T-STUK (*kiwa / Gastec QA-keur*)



<u>art.nr.</u>	<u>diameter</u>
860710	16 x 16 x 16 mm
860720	20 x 20 x 20 mm
860730	25 x 25 x 25 mm
860740	32 x 32 x 32 mm
860750	40 x 40 x 40 mm
860760	50 x 50 x 50 mm
860770	63 x 63 x 63 mm

ISIFLO T-VERLOOPKOPPELING (*kiwa / Gastec QA-keur*)



<u>art.nr.</u>	<u>diameter</u>
860810	25 x 20 x 25 mm
860820	32 x 25 x 32 mm
860830	40 x 32 x 40 mm

ISIFLO T-STUK bu.dr. (*kiwa / Gastec QA-keur*)



<u>art.nr.</u>	<u>diameter</u>
860900	25 x 3/4" x 25 mm
860910	32 x 1" x 32 mm
860920	40 x 1.1/4" x 40 mm

ISIFLO T-STUK bi.dr. (*kiwa / Gastec QA-keur*)



<u>art.nr.</u>	<u>diameter</u>
860960	20 x 1/2" x 20 mm
860970	25 x 3/4" x 25 mm
860980	32 x 1" x 32 mm
860990	40 x 1.1/4" x 40 mm
861000	50 x 1.1/2" x 50 mm
861010	63 x 2" x 63 mm

ISIFLO SOLDEERFITTING (kiwa / Gastec QA-keur)



<u>art.nr.</u>	<u>diameter</u>
861140	16 x 15 mm
861150	20 x 15 mm
861160	25 x 22 mm
861170	32 x 22 mm
861180	32 x 28 mm
861190	40 x 35 mm
861200	50 x 42 mm
861210	63 x 54 mm

ISIFLO STEUNBUS HPE 1,0 Mpa (kiwa / Gastec QA-keur)

kunststof



<u>art.nr.</u>	<u>diameter</u>
861020	16 x 2,0 (messing)
861030	20 x 2,0
861040	25 x 2,3
861050	32 x 3,0
861060	40 x 3,7
861070	50 x 4,6
861080	63 x 5,8

ISIFLO STEUNBUS HPE 0,8 Mpa (kiwa / Gastec QA-keur)

messing



<u>art.nr.</u>	<u>diameter</u>
861090	25 x 2,0
861100	32 x 2,0
861110	40 x 2,3
861120	50 x 2,9
861130	63 x 3,6

steunbussen:

waterleiding : zonder steunbussen
gasleiding : met steunbussen

werkdruk:

water : 1,6 Mpa
gas : 4 bar

MESSING KNELKOPPELINGEN (*kiwa / Gastec QA-keur*)

Temperatuurbereik -15° C tot +120° C

Werkdruk: 20 bar

OVERGANGSKOPPELING

<u>art.nr.</u>	<u>diameter</u>
804190	1/2" bu.dr. x 12 mm
804195	1/2" bu.dr. x 15 mm
804210	1/2" bu.dr. x 22 mm
804220	3/4" bu.dr. x 15 mm
804230	3/4" bu.dr. x 22 mm
804235	1" bu.dr. x 22 mm
804240	1" bu.dr. x 28 mm
804255	1.1/4" bu.dr. x 35 mm
804260	1.1/2" bu.dr. x 42 mm
804270	2" bu.dr. x 54 mm



RECHTE KOPPELING

<u>art.nr.</u>	<u>diameter</u>
804005	10 x 10 mm
804010	12 x 12 mm
804015	15 x 15 mm
804030	22 x 22 mm
804035	28 x 28 mm
804040	35 x 35 mm
804045	42 x 42 mm



VERLOOPKOPPELING

<u>art.nr.</u>	<u>diameter</u>
804050	12 x 10 mm
804055	15 x 10 mm
804060	15 x 12 mm
804080	22 x 15 mm
804100	28 x 22 mm




VALVO KOPPELINGEN (MESSING)

VERBINDINGSKOPPELING



<u>art.nr.</u>	<u>diameter</u>
840430	20 x 20 mm
840440	25 x 25 mm

OVERGANGSKOPPELING bu.dr.



<u>art.nr.</u>	<u>diameter</u>
840510	20 mm x 1/2"
840515	20 mm x 3/4"
840520	25 mm x 1/2"
840530	25 mm x 3/4"
840532	25 mm x 1"

OVERGANGSKOPPELING bi.dr.



<u>art.nr.</u>	<u>diameter</u>
840635	20 mm x 1/2"
840640	20 mm x 3/4"
840645	25 mm x 1/2"
840650	25 mm x 3/4"

KNIEKOPPELING



<u>art.nr.</u>	<u>diameter</u>
840750	20 x 20 mm
840760	25 x 25 mm